

**Institution: New Mexico Institute of Mining and Technology  
(187967)**

**User ID: P1879671**

### Completions Overview

Welcome to the IPEDS Completions survey component. The Completions component is one of several IPEDS components that is conducted during the Fall data collection period. It collects the number of degrees and certificates awarded by field of study, level of award, race/ethnicity, and gender. The reporting period for the Completions component is during the 12-month time period beginning July 1 of the previous calendar year and ending June 30 of the current calendar year; therefore, for this year's Completions component, the reporting period is between July 1, 2014 and June 30, 2015. The Completions component is also collecting the number of students (e.g., completers) who earned awards between July 1, 2014 and June 30, 2015.

#### Completions Common Errors

Some common completions component errors include the following:

- Including award levels on your current year Completions that were not reported on your previous year's (PY) Institutional Characteristics (IC). [Award levels in the PY IC component cannot be changed; therefore, contact the IPEDS Help Desk at 1-877-225-2568 if you need assistance.]
- Forgetting to select CIP codes for new programs of study that are offered by the institution, but do not have completions for the reporting period.
- Forgetting to enter in zero in at least one of the cells for CIP codes that do not have completions.

#### Recent Changes

- The following question on **distance education** has been added to the bottom of each individual "CIP Data" screen:  
"Is this program offered as a distance education program?"
- The following two screens, which collect data specifically on students were added to this component, beginning in the 2013-14 survey year:
  - **"All Completers"** - Collects the number of students who earned an award between July 1, 2014 and June 30, 2015 by gender and race/ethnicity. (The intent of this screen is to collect an **unduplicated count** of total numbers of completers.)
  - **"Completers by Level"** - Collects the number of students who earned an award between July 1, 2014 and June 30, 2015 by award level and 1) by gender; 2) by race/ethnicity; and 3) by age.
- The definition for Post-baccalaureate Certificate has changed slightly for the 2015-16 collection. The new definition is as follows: **An award that requires completion of an organized program of study beyond the bachelor's. It is designed for persons who have completed a baccalaureate degree, but does not meet the requirements of a master's degree.**

**NOTE: Even though Teacher Preparation certificate programs may require a bachelor's degree for admission, they are considered sub-baccalaureate undergraduate programs, and students in these programs are undergraduate students.**

#### General Information

CIP Codes:

The [CIP 2010 Website](#) includes a list of new CIP codes, a list of deleted CIP codes, a list of moved CIP Codes, and an online crosswalk of the 2000 CIP and 2010 CIP.

The Resources Page of the CIP 2010 website contains many valuable resources including:

- CIP 2010 Manual and copies of previous editions of the CIP Manual
- Crosswalk between the 2000 CIP codes and the 2010 CIP codes in Excel format

Keep in mind that some information provided by institutions on the Completions component appear in the [College Navigator](#), which is a major tool used by consumers searching for information about postsecondary education. It is therefore vitally important that you include accurate information about your institution.

Survey materials can be downloaded using the following link: [Survey Materials](#).

The prior year revision system can be accessed using the following link: [Prior Year Revision System](#)

Completions CIP Data

CIPCODE	Award Level	Major	Gender	Non Resident Alien	Hispanic / Latino	American Indian or Alaska Native	Asian	Black or African American	Native Hawaiian or Other Pacific Islander	White	Two or more Races	Race/ ethnicity unknown	Total	distance education program
03.0104 Environmental Science	5 - Bachelor's degree	1	Men	0	0	0	0	0	0	0	0	0	0	
			Women	0	0	0	0	0	0	0	0	0	0	
			Total	0	0	0	0	0	0	0	0	0	0	No
11.0103 Information Technology	5 - Bachelor's degree	1	Men	0	0	0	0	0	0	2	0	0	2	
			Women	0	0	0	0	0	0	0	0	0	0	
			Total	0	0	0	0	0	0	2	0	0	2	No
11.0701 Computer Science	5 - Bachelor's degree	1	Men	1	5	0	1	0	0	10	0	0	17	
			Women	0	0	0	0	0	0	1	0	0	1	
			Total	1	5	0	1	0	0	11	0	0	18	No
11.0701 Computer Science	7 - Master's degree	1	Men	0	0	0	0	0	0	2	0	0	2	
			Women	0	0	0	0	0	0	1	0	0	1	
			Total	0	0	0	0	0	0	3	0	0	3	No
11.0701 Computer Science	17 - Doctor's degree - research / scholarship	1	Men	1	0	0	0	0	0	0	0	0	1	
			Women	0	0	0	0	0	0	0	0	0	0	
			Total	1	0	0	0	0	0	0	0	0	1	No
13.1316 Science Teacher Education/General Science Teacher Education	7 - Master's degree	1	Men	0	1	0	0	1	0	1	0	0	3	
			Women	0	2	0	0	0	0	10	0	0	12	
			Total	0	3	0	0	1	0	11	0	0	15	No
14.0701 Chemical Engineering	5 - Bachelor's degree	1	Men	0	3	0	0	1	0	3	1	0	8	
			Women	0	3	2	1	0	0	3	0	0	9	
			Total	0	6	2	1	1	0	6	1	0	17	No
14.0801 Civil Engineering, General	5 - Bachelor's degree	1	Men	0	2	0	0	0	0	4	0	0	6	
			Women	0	1	0	0	0	0	0	1	0	2	
			Total	0	3	0	0	0	0	4	1	0	8	No
14.1001 Electrical and Electronics Engineerin	5 - Bachelor's degree	1	Men	0	4	0	1	0	0	8	1	0	14	
			Women	0	0	0	0	0	0	2	1	0	3	
			Total	0	4	0	1	0	0	10	2	0	17	No
14.1001 Electrical and Electronics Engineerin	7 - Master's degree	1	Men	0	1	0	0	0	0	3	0	0	4	
			Women	0	0	0	0	0	0	0	0	0	0	
			Total	0	1	0	0	0	0	3	0	0	4	No
14.1401 Environmental/Environmental Health Engineering	5 - Bachelor's degree	1	Men	0	0	0	0	0	0	1	0	0	1	
			Women	0	1	0	0	0	0	0	0	0	1	
			Total	0	1	0	0	0	0	1	0	0	2	No
14.1401 Environmental/Environmental Health Engineering	7 - Master's degree	1	Men	0	1	0	0	0	0	0	0	0	1	
			Women	0	0	0	0	0	0	0	0	0	0	
			Total	0	1	0	0	0	0	0	0	0	1	No
14.1801 Materials Engineering	5 - Bachelor's degree	1	Men	0	0	0	0	0	0	2	0	0	2	
			Women	0	1	0	0	0	0	3	0	0	4	
			Total	0	1	0	0	0	0	5	0	0	6	No
14.1801 Materials Engineering	7 - Master's degree	1	Men	1	0	0	0	0	0	2	0	0	3	
			Women	0	0	0	0	0	0	1	0	0	1	
			Total	1	0	0	0	0	0	3	0	0	4	No
14.1801		1	Men	0	0	0	0	0	0	1	0	0	1	

CIPCODE	Award Level	Major	Gender	Non Resident Alien	Hispanic / Latino	American Indian or Alaska Native	Asian	Black or African American	Native Hawaiian or Other Pacific Islander	White	Two or more Races	Race/ ethnicity unknown	Total	distance education program
Materials Engineering	17 - Doctor's degree - research / scholarship		Women	0	0	0	0	0	0	1	0	0	1	
			Total	0	0	0	0	0	0	2	0	0	2	No
14.1901 Mechanical Engineering	5 - Bachelor's degree	1	Men	1	12	0	1	0	0	34	0	0	48	
			Women	0	3	0	0	0	0	7	0	0	10	
			Total	1	15	0	1	0	0	41	0	0	58	No
14.1901 Mechanical Engineering	7 - Master's degree	1	Men	0	3	0	1	0	0	9	0	0	13	
			Women	0	1	0	0	0	2	0	0	3		
			Total	0	4	0	1	0	11	0	0	16	Yes	
14.2101 Mining and Mineral Engineering	5 - Bachelor's degree	1	Men	0	1	0	0	0	0	3	0	0	4	
			Women	0	0	0	0	0	0	0	0	0	0	
			Total	0	1	0	0	0	0	3	0	0	4	No
14.2101 Mining and Mineral Engineering	7 - Master's degree	1	Men	5	1	0	0	0	0	1	0	0	7	
			Women	1	0	0	0	0	0	0	0	0	1	
			Total	6	1	0	0	0	0	1	0	0	8	No
14.2501 Petroleum Engineering	5 - Bachelor's degree	1	Men	10	3	0	2	0	0	12	1	0	28	
			Women	8	1	1	0	0	0	2	0	0	12	
			Total	18	4	1	2	0	0	14	1	0	40	No
14.2501 Petroleum Engineering	7 - Master's degree	1	Men	5	1	0	0	1	0	1	0	0	8	
			Women	3	1	0	0	1	0	0	0	0	5	
			Total	8	2	0	0	2	0	1	0	0	13	No
14.2501 Petroleum Engineering	17 - Doctor's degree - research / scholarship	1	Men	0	0	0	0	0	0	0	0	0	0	
			Women	0	0	0	0	0	0	0	0	0	0	
			Total	0	0	0	0	0	0	0	0	0	0	No
15.1501 Engineering/Industrial Management	7 - Master's degree	1	Men	0	0	0	0	1	0	3	0	0	4	
			Women	0	0	0	0	0	0	0	0	0	0	
			Total	0	0	0	0	1	0	3	0	0	4	Yes
23.1303 Professional, Technical, Business, and Scientific Writing	5 - Bachelor's degree	1	Men	0	0	0	0	0	0	2	0	0	2	
			Women	0	2	0	0	0	0	0	0	0	2	
			Total	0	2	0	0	0	0	2	0	0	4	No
23.1303 Professional, Technical, Business, and Scientific Writing	6 - Postbaccalaureate certificates	1	Men	0	0	0	0	0	0	0	0	0	0	
			Women	0	0	0	0	0	0	1	0	0	1	
			Total	0	0	0	0	0	0	1	0	0	1	No
24.0102 General Studies	3 - Associate's degree	1	Men	0	0	0	1	0	0	0	0	0	1	
			Women	0	0	0	0	0	0	0	0	0	0	
			Total	0	0	0	1	0	0	0	0	0	1	No
24.0102 General Studies	5 - Bachelor's degree	1	Men	0	0	0	0	0	0	0	0	0	0	
			Women	0	0	0	0	0	0	0	0	0	0	
			Total	0	0	0	0	0	0	0	0	0	0	No
26.0101 Biology/Biological Sciences, General	5 - Bachelor's degree	1	Men	0	1	0	0	0	0	5	0	0	6	
			Women	0	5	0	0	0	0	7	0	0	12	
			Total	0	6	0	0	0	0	12	0	0	18	No
26.0101 Biology/Biological Sciences, General	7 - Master's degree	1	Men	0	0	0	0	0	0	0	0	0	0	
			Women	1	2	0	0	0	0	1	0	0	4	
			Total	1	2	0	0	0	0	1	0	0	4	No

CIPCODE	Award Level	Major	Gender	Non Resident Alien	Hispanic / Latino	American Indian or Alaska Native	Asian	Black or African American	Native Hawaiian or Other Pacific Islander	White	Two or more Races	Race/ ethnicity unknown	Total	distance education program
27.0101 Mathematics, General	5 - Bachelor's degree	1	Men	0	2	0	1	0	0	7	0	0	10	
			Women	0	1	0	0	0	0	0	0	0	1	
			Total	0	3	0	1	0	0	7	0	0	11	No
27.0101 Mathematics, General	7 - Master's degree	1	Men	0	0	2	0	0	0	3	0	0	5	
			Women	1	0	0	0	0	0	0	0	0	1	
			Total	1	0	2	0	0	0	3	0	0	6	No
27.0301 Applied Mathematics, General	17 - Doctor's degree - research / scholarship	1	Men	0	0	0	0	0	0	0	0	0	0	
			Women	0	0	0	0	0	0	0	0	0	0	
			Total	0	0	0	0	0	0	0	0	0	0	No
40.0101 Physical Sciences	5 - Bachelor's degree	1	Men	0	1	0	0	0	0	0	1	0	2	
			Women	0	0	0	0	0	2	0	0	2		
			Total	0	1	0	0	0	2	1	0	4	No	
40.0501 Chemistry, General	5 - Bachelor's degree	1	Men	0	1	0	0	0	0	3	0	0	4	
			Women	0	2	0	0	0	1	0	0	3		
			Total	0	3	0	0	0	4	0	0	7	No	
40.0501 Chemistry, General	7 - Master's degree	1	Men	0	0	0	0	0	0	1	0	0	1	
			Women	0	2	0	0	0	1	0	0	3		
			Total	0	2	0	0	0	2	0	0	4	No	
40.0501 Chemistry, General	17 - Doctor's degree - research / scholarship	1	Men	1	0	0	0	0	0	0	0	0	1	
			Women	1	0	0	0	0	0	0	0	0	1	
			Total	2	0	0	0	0	0	0	0	2	No	
40.0601 Geology/Earth Science, General	5 - Bachelor's degree	1	Men	0	1	0	0	0	0	4	0	0	5	
			Women	1	1	0	0	0	1	1	0	4		
			Total	1	2	0	0	0	5	1	0	9	No	
40.0601 Geology/Earth Science, General	7 - Master's degree	1	Men	0	0	0	0	0	0	3	1	0	4	
			Women	1	0	0	0	0	2	0	0	3		
			Total	1	0	0	0	0	5	1	0	7	No	
40.0601 Geology/Earth Science, General	17 - Doctor's degree - research / scholarship	1	Men	1	0	0	0	0	0	0	0	0	1	
			Women	0	0	0	0	0	0	0	0	0	0	
			Total	1	0	0	0	0	0	0	0	1	No	
40.0602 Geochemistry	7 - Master's degree	1	Men	0	0	0	0	0	0	0	0	0	0	
			Women	0	0	0	0	0	1	1	0	2		
			Total	0	0	0	0	0	1	1	0	2	No	
40.0602 Geochemistry	17 - Doctor's degree - research / scholarship	1	Men	0	0	0	0	0	0	1	0	0	1	
			Women	0	0	0	0	0	0	0	0	0	0	
			Total	0	0	0	0	0	1	0	0	1	No	
40.0603 Geophysics and Seismology	7 - Master's degree	1	Men	0	0	0	0	0	0	0	0	0	0	
			Women	0	0	0	0	0	1	0	0	1		
			Total	0	0	0	0	0	1	0	0	1	No	
40.0603 Geophysics and Seismology	17 - Doctor's degree - research / scholarship	1	Men	0	0	0	0	0	0	1	0	0	1	
			Women	0	0	0	0	0	1	0	0	1		
			Total	0	0	0	0	0	2	0	0	2	No	
40.0605 Hydrology and Water Resources Science	6 - Postbaccalaureate certificates	1	Men	0	0	0	0	0	0	0	0	0	0	
			Women	0	0	0	0	0	1	0	0	1		
			Total	0	0	0	0	0	1	0	0	1	Yes	
40.0605	7 - Master's degree	1	Men	0	0	0	0	0	0	3	0	0	3	

CIPCODE	Award Level	Major	Gender	Non Resident Alien	Hispanic / Latino	American Indian or Alaska Native	Asian	Black or African American	Native Hawaiian or Other Pacific Islander	White	Two or more Races	Race/ ethnicity unknown	Total	distance education program
Hydrology and Water Resources Science			Women	0	0	0	0	0	0	2	0	0	2	
			Total	0	0	0	0	0	0	5	0	0	5	No
40.0605	17 - Doctor's degree - research / scholarship	1	Men	0	0	0	0	0	0	0	0	0	0	
Hydrology and Water Resources Science			Women	0	0	0	0	0	0	0	0	0	0	
			Total	0	0	0	0	0	0	0	0	0	0	No
40.0801 Physics, General	5 - Bachelor's degree	1	Men	0	4	0	0	0	0	9	0	0	13	
			Women	0	1	0	0	0	0	3	0	0	4	
			Total	0	5	0	0	0	0	12	0	0	17	No
40.0801 Physics, General	7 - Master's degree	1	Men	0	0	0	0	0	0	0	0	0	0	
			Women	1	0	0	0	0	0	1	0	0	2	
			Total	1	0	0	0	0	0	1	0	0	2	No
40.0801 Physics, General	17 - Doctor's degree - research / scholarship	1	Men	0	0	0	0	0	0	3	0	0	3	
			Women	0	0	0	0	0	0	1	0	0	1	
			Total	0	0	0	0	0	0	4	0	0	4	No
42.0101 Psychology, General	5 - Bachelor's degree	1	Men	0	0	0	0	0	0	0	0	0	0	
			Women	0	1	0	0	0	0	1	0	0	2	
			Total	0	1	0	0	0	0	1	0	0	2	No
52.0201 Business Administration and Management, General	3 - Associate's degree	1	Men	0	0	0	0	0	0	0	0	0	0	
			Women	0	0	0	0	0	0	0	0	0	0	
			Total	0	0	0	0	0	0	0	0	0	0	No
52.0201 Business Administration and Management, General	5 - Bachelor's degree	1	Men	0	0	0	0	0	0	2	0	0	2	
			Women	0	0	0	0	0	0	2	0	0	2	
			Total	0	0	0	0	0	0	4	0	0	4	No

**Completions: total by first major**

99.0000 Summary Grand Totals	Award Level	Nonresident alien	Hispanic Latino	American Indian or Alaska Native	Asian	Black or African American	Native Hawaiian or Other Pacific Islander	White	Two or more Races	Race/ethnicity unknown	Total	PY Total
<b>Associate's degree</b>	<b>3</b>											
Men		0	0	0	1	0	0	0	0	0	1	1
Women		0	0	0	0	0	0	0	0	0	0	1
<b>Total</b>		0	0	0	1	0	0	0	0	0	1	2
<b>Bachelor's degree</b>	<b>5</b>											
Men		12	40	0	6	1	0	111	4	0	174	150
Women		9	23	3	1	0	0	35	3	0	74	72
<b>Total</b>		21	63	3	7	1	0	146	7	0	248	222
<b>Postbaccalaureate certificates</b>	<b>6</b>											
Men		0	0	0	0	0	0	0	0	0	0	1
Women		0	0	0	0	0	0	2	0	0	2	0
<b>Total</b>		0	0	0	0	0	0	2	0	0	2	1
<b>Master's degree</b>	<b>7</b>											
Men		11	8	2	1	3	0	32	1	0	58	60
Women		8	8	0	0	1	0	23	1	0	41	31
<b>Total</b>		19	16	2	1	4	0	55	2	0	99	91
<b>Doctor's degree - research / scholarship</b>	<b>17</b>											
Men		3	0	0	0	0	0	6	0	0	9	8
Women		1	0	0	0	0	0	3	0	0	4	3
<b>Total</b>		4	0	0	0	0	0	9	0	0	13	11

Grand Total Men		26	48	2	8	4	0	149	5	0	242	220
Grand Total Women		18	31	3	1	1	0	63	4	0	121	107
Grand Total		44	79	5	9	5	0	212	9	0	363	327

PY Grand Total Men		23	32	6	7	7	0	139	5	1		220
--------------------	--	----	----	---	---	---	---	-----	---	---	--	-----

PY Grand Total Women		12	21	7	1	2	0	60	4	0		107
PY Grand Total		35	53	13	8	9	0	199	9	1		327

## All Completers

Institutions must report the following information. (Some data will be pre-populated from the completions by CIP code data.)

## All Completers

Number of students by gender and race and ethnicity earning an award between July 1, 2014 and June 30, 2015. Count each student only once, regardless of how many awards he/she earned. The intent of this screen is to collect an unduplicated count of total numbers of *completers*.

- Report Hispanic/Latino individuals of any race as Hispanic/Latino
- Report race for non-Hispanic/Latino individuals only

	Men		Women		Total Students
	Number of Students	Total Awards	Number of Students	Total Awards	
<u>Nonresident alien</u>	26	26	18	18	44
<u>Hispanic/Latino</u>	47	48	30	31	77
<u>American Indian or Alaska Native</u>	2	2	3	3	5
<u>Asian</u>	7	8	1	1	8
<u>Black or African American</u>	4	4	1	1	5
<u>Native Hawaiian or Other Pacific Islander</u>	0	0	0	0	0
<u>White</u>	146	149	62	63	208
<u>Two or more races</u>	5	5	4	4	9
<u>Race and ethnicity unknown</u>	0	0	0	0	0
<b>TOTAL</b>	237	242	119	121	356
<b>PY TOTAL</b>	<b>215</b>		<b>104</b>		<b>319</b>



Completers by Level

Institutions must report the following information. This screen will be shown for each of the following award categories for which completions have been reported:

- Less than 1-year certificates
- At least 1 but less than 4-year certificates
- Associate's degrees
- Bachelor's degrees
- Master's degrees
- Doctor's degrees
- Postbaccalaureate and post-master's certificates

**Associate's degrees**

Number of students by gender, by race and ethnicity, and by age earning this award between July 1, 2014 and June 30, 2015. Each student should be counted once per award level. For example, if a student earned a master's degree and a doctor's degree, he/she should be counted once in master's and once in doctor's. A student earning two master's degrees should be counted only once.

- Report Hispanic/Latino individuals of any race as Hispanic/Latino
- Report race for non-Hispanic/Latino individuals only

	Number of Students	Total Awards
<b>By Gender</b>		
Men	<input type="text" value="1"/>	1
Women	<input type="text"/>	0
<b>TOTAL</b>	<b>1</b>	<b>1</b>
<b>PY TOTAL</b>	<b>2</b>	

**By Race/Ethnicity**

<u>Nonresident alien</u>	<input type="text"/>	0
<u>Hispanic/Latino</u>	<input type="text"/>	0
<u>American Indian or Alaska Native</u>	<input type="text"/>	0
<u>Asian</u>	<input type="text" value="1"/>	1
<u>Black or African American</u>	<input type="text"/>	0
<u>Native Hawaiian or Other Pacific Islander</u>	<input type="text"/>	0

<u>White</u>	<input type="text"/>	0
Two or more races	<input type="text"/>	0
<u>Race and ethnicity unknown</u>	<input type="text"/>	0
<b>TOTAL</b>	<b>1</b>	<b>1</b>

<b>By Age</b>		
Under 18	<input type="text"/>	
18-24	<input type="text"/>	
25-39	1	
40 and Above	<input type="text"/>	
Age Unknown	<input type="text"/>	
<b>TOTAL</b>	<b>1</b>	<b>1</b>

Completers by Level

Institutions must report the following information. This screen will be shown for each of the following award categories for which completions have been reported:

- Less than 1-year certificates
- At least 1 but less than 4-year certificates
- Associate's degrees
- Bachelor's degrees
- Master's degrees
- Doctor's degrees
- Postbaccalaureate and post-master's certificates

**Bachelor's degrees**

Number of students by gender, by race and ethnicity, and by age earning this award between July 1, 2014 and June 30, 2015. Each student should be counted once per award level. For example, if a student earned a master's degree and a doctor's degree, he/she should be counted once in master's and once in doctor's. A student earning two master's degrees should be counted only once.

- Report Hispanic/Latino individuals of any race as Hispanic/Latino
- Report race for non-Hispanic/Latino individuals only


	Number of Students	Total Awards
<b>By Gender</b>		
Men	<input type="text" value="169"/>	174
Women	<input type="text" value="72"/>	74
<b>TOTAL</b>	241	248
<b>PY TOTAL</b>	<b>215</b>	

**By Race/Ethnicity**

<u>Nonresident alien</u>	<input type="text" value="21"/>	21
<u>Hispanic/Latino</u>	<input type="text" value="61"/>	63
<u>American Indian or Alaska Native</u>	<input type="text" value="3"/>	3
<u>Asian</u>	<input type="text" value="6"/>	7
<u>Black or African American</u>	<input type="text" value="1"/>	1
<u>Native Hawaiian or Other Pacific Islander</u>	<input type="text" value="0"/>	0

<u>White</u>	<input type="text" value="142"/>	146
Two or more races	<input type="text" value="7"/>	7
<u>Race and ethnicity unknown</u>	<input type="text" value="0"/>	0
<b>TOTAL</b>	241	248

--	--	--

 **By Age**

Under 18	<input type="text" value="0"/>	
18-24	<input type="text" value="181"/>	
25-39	<input type="text" value="58"/>	
40 and Above	<input type="text" value="2"/>	
Age Unknown	<input type="text" value="0"/>	
<b>TOTAL</b>	241	248

Completers by Level

Institutions must report the following information. This screen will be shown for each of the following award categories for which completions have been reported:

- Less than 1-year certificates
- At least 1 but less than 4-year certificates
- Associate's degrees
- Bachelor's degrees
- Master's degrees
- Doctor's degrees
- Postbaccalaureate and post-master's certificates

**Master's degrees**

Number of students by gender, by race and ethnicity, and by age earning this award between July 1, 2014 and June 30, 2015. Each student should be counted once per award level. For example, if a student earned a master's degree and a doctor's degree, he/she should be counted once in master's and once in doctor's. A student earning two master's degrees should be counted only once.

- Report Hispanic/Latino individuals of any race as Hispanic/Latino
- Report race for non-Hispanic/Latino individuals only

	Number of Students	Total Awards
<b>By Gender</b>		
Men	<input type="text" value="58"/>	58
Women	<input type="text" value="41"/>	41
<b>TOTAL</b>	99	99
<b>PY TOTAL</b>	<b>91</b>	

**By Race/Ethnicity**

<u>Nonresident alien</u>	<input type="text" value="19"/>	19
<u>Hispanic/Latino</u>	<input type="text" value="16"/>	16
<u>American Indian or Alaska Native</u>	<input type="text" value="2"/>	2
<u>Asian</u>	<input type="text" value="1"/>	1
<u>Black or African American</u>	<input type="text" value="4"/>	4
<u>Native Hawaiian or Other Pacific Islander</u>	<input type="text" value="0"/>	0

<u>White</u>	<input type="text" value="55"/>	55
Two or more races	<input type="text" value="2"/>	2
<u>Race and ethnicity unknown</u>	<input type="text" value="0"/>	0
<b>TOTAL</b>	99	99

<b>By Age</b>		
Under 18	<input type="text" value="0"/>	
18-24	<input type="text" value="3"/>	
25-39	<input type="text" value="82"/>	
40 and Above	<input type="text" value="14"/>	
Age Unknown	<input type="text" value="0"/>	
<b>TOTAL</b>	99	99

Completers by Level

Institutions must report the following information. This screen will be shown for each of the following award categories for which completions have been reported:

- Less than 1-year certificates
- At least 1 but less than 4-year certificates
- Associate's degrees
- Bachelor's degrees
- Master's degrees
- Doctor's degrees
- Postbaccalaureate and post-master's certificates

**Doctor's degrees**

Number of students by gender, by race and ethnicity, and by age earning this award between July 1, 2014 and June 30, 2015. Each student should be counted once per award level. For example, if a student earned a master's degree and a doctor's degree, he/she should be counted once in master's and once in doctor's. A student earning two master's degrees should be counted only once.


- Report Hispanic/Latino individuals of any race as Hispanic/Latino
- Report race for non-Hispanic/Latino individuals only


	Number of Students	Total Awards
<b>By Gender</b>		
Men	<input type="text" value="9"/>	9
Women	<input type="text" value="4"/>	4
<b>TOTAL</b>	<b>13</b>	<b>13</b>
<b>PY TOTAL</b>	<b>11</b>	

**By Race/Ethnicity**

<u>Nonresident alien</u>	<input type="text" value="4"/>	4
<u>Hispanic/Latino</u>	<input type="text" value="0"/>	0
<u>American Indian or Alaska Native</u>	<input type="text" value="0"/>	0
<u>Asian</u>	<input type="text" value="0"/>	0
<u>Black or African American</u>	<input type="text" value="0"/>	0
<u>Native Hawaiian or Other Pacific Islander</u>	<input type="text" value="0"/>	0

<u>White</u>	<input type="text" value="9"/>	9
Two or more races	<input type="text" value="0"/>	0
<u>Race and ethnicity unknown</u>	<input type="text" value="0"/>	0
<b>TOTAL</b>	<b>13</b>	<b>13</b>



 **By Age**

Under 18	<input type="text" value="0"/>	
18-24	<input type="text" value="0"/>	
25-39	<input type="text" value="12"/>	
40 and Above	<input type="text" value="1"/>	
Age Unknown	<input type="text" value="0"/>	
<b>TOTAL</b>	<b>13</b>	<b>13</b>



Completers by Level

Institutions must report the following information. This screen will be shown for each of the following award categories for which completions have been reported:

- Less than 1-year certificates
- At least 1 but less than 4-year certificates
- Associate's degrees
- Bachelor's degrees
- Master's degrees
- Doctor's degrees
- Postbaccalaureate and post-master's certificates

**Postbaccalaureate and post-master's certificates**

Number of students by gender, by race and ethnicity, and by age earning this award between July 1, 2014 and June 30, 2015. Each student should be counted once per award level. For example, if a student earned a master's degree and a doctor's degree, he/she should be counted once in master's and once in doctor's. A student earning two master's degrees should be counted only once.

- Report Hispanic/Latino individuals of any race as Hispanic/Latino
- Report race for non-Hispanic/Latino individuals only

	Number of Students	Total Awards
<b>By Gender</b>		
Men	<input type="text"/>	0
Women	<input type="text" value="2"/>	2
<b>TOTAL</b>	<b>2</b>	<b>2</b>
<b>PY TOTAL</b>	<b>1</b>	

**By Race/Ethnicity**

<u>Nonresident alien</u>	<input type="text"/>	0
<u>Hispanic/Latino</u>	<input type="text"/>	0
<u>American Indian or Alaska Native</u>	<input type="text"/>	0
<u>Asian</u>	<input type="text"/>	0
<u>Black or African American</u>	<input type="text"/>	0
<u>Native Hawaiian or Other Pacific Islander</u>	<input type="text"/>	0

<u>White</u>	<input type="text" value="2"/>	2
Two or more races	<input type="text"/>	0
<u>Race and ethnicity unknown</u>	<input type="text"/>	0
<b>TOTAL</b>	<b>2</b>	<b>2</b>

<b>By Age</b>		
Under 18	<input type="text"/>	
18-24	<input type="text"/>	
25-39	<input type="text" value="1"/>	
40 and Above	<input type="text" value="1"/>	
Age Unknown	<input type="text"/>	
<b>TOTAL</b>	<b>2</b>	<b>2</b>

## Summary

IPEDS collects important information regarding your institution. All data reported in IPEDS survey components become available in the IPEDS Data Center and appear as aggregated data in various Department of Education reports. Additionally, some of the reported data appears specifically for your institution through the College Navigator website and is included in your institution's Data Feedback Report (DFR). The purpose of this summary is to provide you an opportunity to view some of the data that, when accepted through the IPEDS quality control process, will appear on the College Navigator website and/or your DFR. College Navigator is updated approximately three months after the data collection period closes and Data Feedback Reports will be available through the [Data Center](#) and sent to your institution's CEO in November 2016.

Please review your data for accuracy. If you have questions about the data displayed below after reviewing the data reported on the survey screens, please contact the IPEDS Help Desk at: 1-877-225-2568 or [ipedshelp@rti.org](mailto:ipedshelp@rti.org).

## Summary of Completions Data

Award Level	Number of Completions	
	1 <sup>st</sup> major	2 <sup>nd</sup> major
<u>Associate's degree</u>	1	0
<u>Bachelors degree or equivalent</u>	248	0
<u>Postbaccalaureate certificate</u>	2	0
<u>Master's degree</u>	99	0
<u>Doctor's degree - research/scholarship</u>	13	0
Total number of degrees and certificates	363	

## Summary of Completers Data

	Number of Students		
	Men	Women	Total
All Completers	237	119	356

**Completions**

**New Mexico Institute of Mining and Technology (187967)**

Source	Description	Severity	Resolved	Options
<b>Global Edits</b>				
Perform Edits	Your institution reported in the prior year Institutional Characteristics survey that it offers undergraduate distance education opportunities (courses and/or programs), but you did not respond "Yes" to the distance education program question for any CIP code (award levels 1 to 5). Please correct your data or explain if your institution does not offer full programs via distance education. (Error #10585)	Explanation	Yes	
Reason:	NMIMT does not offer full distance programs at the undergraduate level. We do offer some courses, but students cannot complete their degree fully via distance education at the undergraduate level.			